


# Upton & Sullivan Co. Ltd.<sup>®</sup>


# PVD

PARALLELISM VERIFICATION DEVICE



Designed and Developed  
Through Experience.

# Measures Readings From All Positions, For Accurate and Precise Verification of Machine Parallelism.




POSITION 1

POSITION 2

POSITION 4

POSITION 3



Poor parallelism affects your productivity, part quality and the maintenance of your equipment.

Now you can periodically check your machine's parallelism quickly and easily with the PVD Parallelism Verification Device. Designed and developed through experience, the PVD is simple to use and will pay for itself in no time with savings from out-of-spec parts, less die wear and reduced equipment maintenance.

With the PVD, you can now pinpoint alignment problems without removing the die from the press to determine if the problem lies with the press, or the die.

The PVD is a must for any manufacturer concerned with high quality, productivity and equipment operation.

The PVD provides these benefits:

- **Checks Parallelism Quickly and Accurately.**
- **Fast and Easy to Set-Up.**
- **Special Purpose Tool to Perform PM//QS 9000 Programs.**
- **Troubleshoots Inaccurate Machine Conditions.**
- **Made of Quality Crafted Materials.**
- **Stores Easily In Its Own High Quality Carrying Case.**
- **Two-Point Base Seeks Level Without Stoning the Bolster.**
- **Single-Point Base Checks In Tight Spaces Such as Between the Die Set.**

# PVD

PARALLELISM VERIFICATION DEVICE



## TWO-POINT BASE

Minimizes Contact With the Bolster Allowing For Easier Location of Flat Areas For Accurate Verification.




## SINGLE-POINT BASE

Allows Verification in Cramped Spaces, Such as Between the Die Set Where Other Bases Cannot Reach.

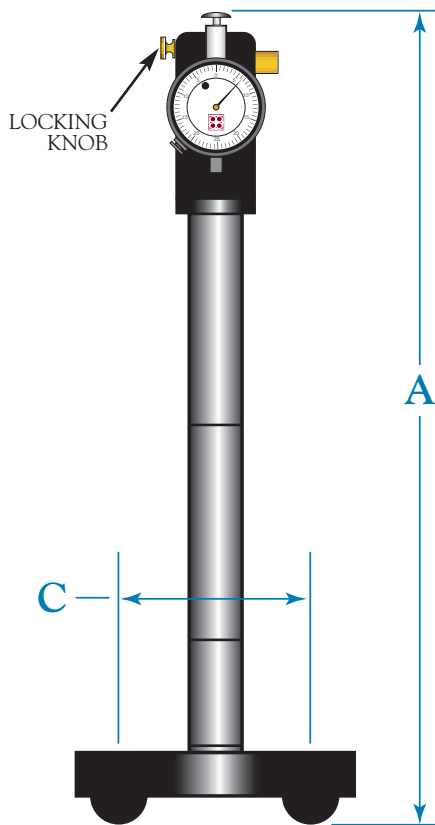


## (OPTIONAL) CHROME-HARDENED FLAT BASE

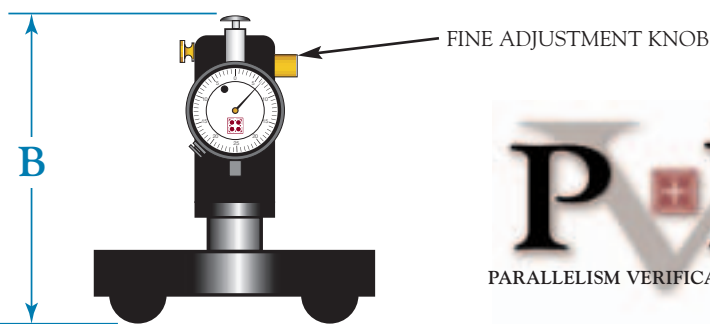
Provides Added Stability Where Larger, True-Flat Surfaces Can Be Located.




Single-Point Base Provides For Free Movement From Front-To-Back and Right-To-Left To Insure Precise and Accurate Readings.



MODEL	C CONTACT WIDTH	A MAXIMUM HEIGHT	B MINIMUM HEIGHT
PVD-1	4.000" 100 mm	16.625" 420 mm	4.750" 120 mm
PVD-2	4.000" 100 mm	46.500" 1180 mm	16.250" 410 mm
PVD-3	8.000" 200 mm	83.6875" 2125 mm	23.6875" 600 mm
PVD-4	12.000" 300 mm	107.6875" 2735 mm	23.6875" 600 mm



*Now You Can Verify  
Parallelism Quickly  
and Accurately  
With the PVD.*



PVD-1



PVD-2



PVD-3



PVD-4

*Units Are Displayed Fully Assembled at Maximum Height.*



PVD-1



PVD-2



PVD-3



PVD-4



Optional  
HIGH-IMPACT  
RESISTENT  
CARRYING CASES



PARALLELISM VERIFICATION DEVICE

*Family  
of  
Products*



# SPECIFICATIONS

PVD-1	
MINIMUM HEIGHT	4.750"
MAXIMUM HEIGHT	16.625"
INDICATOR RANGE	.125"
INDICATOR GRADUATION	.0005"

PVD-2	
MINIMUM HEIGHT	16.250"
MAXIMUM HEIGHT	46.50"
INDICATOR RANGE	.250"
INDICATOR GRADUATION	.001"

PVD-3	
MINIMUM HEIGHT	23.6875"
MAXIMUM HEIGHT	83.6875"
INDICATOR RANGE	.250"
INDICATOR GRADUATION	.001"

PVD-4	
MINIMUM HEIGHT	23.6875"
MAXIMUM HEIGHT	107.6875"
INDICATOR RANGE	.250"
INDICATOR GRADUATION	.001"

*PVD Is a Verification Device -- Not a Measuring Device.*

**PATENT PENDING**



## **Upton & Sullivan Co. Ltd.**

**2875 PORTLAND DRIVE • OAKVILLE, ONTARIO L6H 5S4 CANADA**

**Phone: (905) 829-2200 • Fax: (905) 829-4400**

**[www.upton-sullivan.com](http://www.upton-sullivan.com)**

BULLETIN PVD-101